

Engage with OWLv2 by Following These Easy Steps!

Access OWLv2

1 Go to the course registration website provided by your instructor, or go to **login.cengagebrain.com** and enter your course key

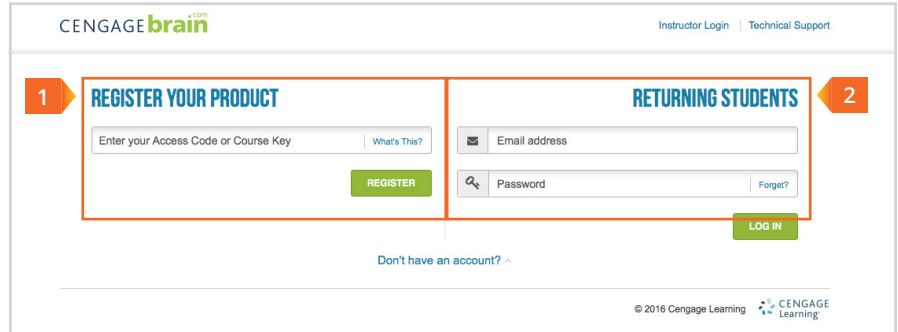
OR

Text LEARN to 80565 to find and register for your course.

2 Register as a New Student by clicking "Don't have an account?" and enter in your email address.

OR

If you already have a Cengage account, log in as a Returning Student.

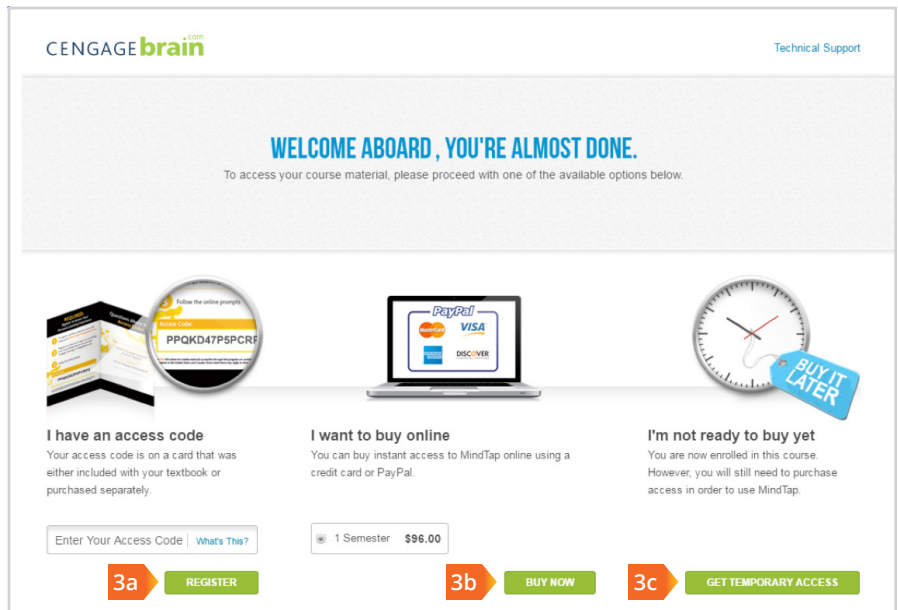


Purchase Options

3a Already purchased an access code? Enter it here.

3b Purchase instant access.

3c Begin your trial access (available for two weeks from your class start date).



Logging Back In

4 To easily log back into your course, bookmark this course URL.

5 Log in as a Returning Student at **login.cengagebrain.com**.


Instructor Login | Technical Support

RETURNING STUDENTS

Email address

Password [Forgot?](#)

LOG IN



Have Questions? We're Here to Help!
Around-the-Clock Customer Support



Monday–Friday: 24 hours*
Saturday: 11:00 AM** – 7:00 PM ET
Sunday: 4:00 PM** – 3:00 AM ET



24/7 Chat Support
for Student Registration and
Access Code questions.

Visit **support.cengage.com** to get started!

*Weekday support begins Mon. 8:00 AM and ends Fri. 7:00 PM ET | **8:30 AM ET during Extended Rush