

Engage with CengageNOW by Following These Easy Steps!

Access CengageNOW

1 Go to the course registration website provided by your instructor, or go to **login.cengagebrain.com** and enter your course key

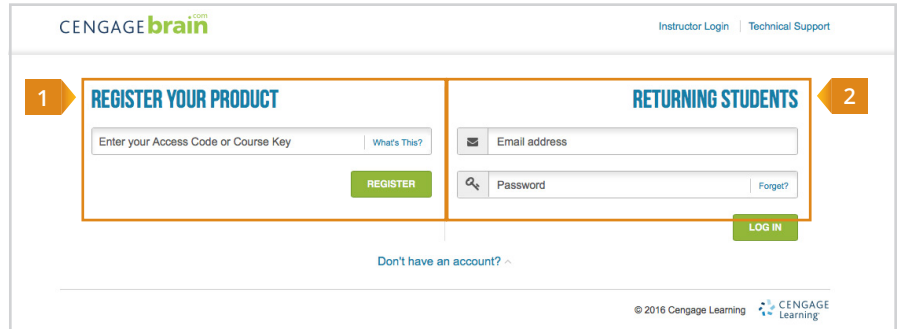
OR

Text LEARN to 80565 to find and register for your course.

2 Register as a New Student by clicking "Don't have an account?" and enter in your email address.

OR

If you already have a Cengage Learning account, log in as a Returning Student.

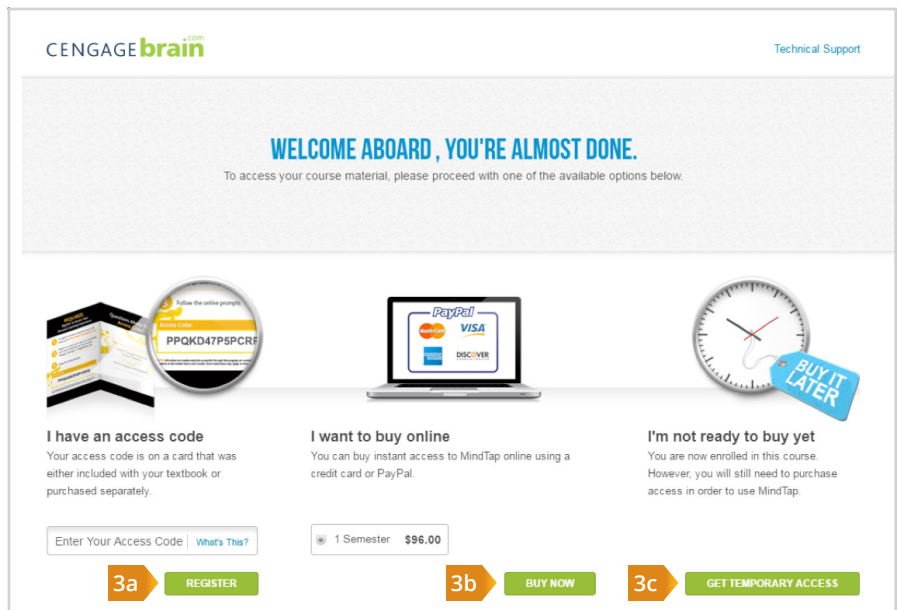


Purchase Options

3a Already purchased an access code? Enter it here.

3b Purchase instant access.

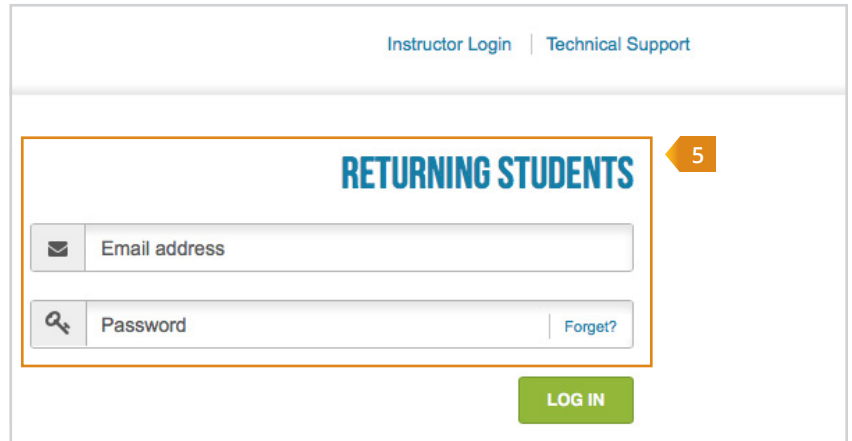
3c Begin your trial access (available for two weeks from your class start date).



Logging Back In

4 To easily log back into your course, bookmark this course URL.

5 Log in as a Returning Student at **login.cengagebrain.com**.



The screenshot shows the login interface for returning students. At the top right, there are links for "Instructor Login" and "Technical Support". The main heading is "RETURNING STUDENTS" with a small orange arrow containing the number "5" pointing to the login form. The form consists of two input fields: "Email address" with an envelope icon and "Password" with a key icon. A "Forgot?" link is located to the right of the password field. Below the form is a green "LOG IN" button.



Have Questions? We're Here to Help!
Around-the-Clock Customer Support



Monday–Friday: 24 hours*
Saturday: 11:00 AM - 7:00 PM ET**
Sunday: 4:00 PM - 3:00 AM ET**



24/7 Chat Support
for Student Registration and
Access Code questions.

Visit **support.cengage.com** to get started!

*Weekday support begins Mon. 8:00 AM and ends Fri. 7:00 PM ET | **8:30 AM ET during Extended Rush