



## InfoTrac Configuration - Preferences

 = Configurable Option for PowerSearch Databases


Preference	Description	Customization
<b>General Options</b>		
Name of this search preference	No need to change the information in the General Options Section. This is just descriptive information regarding the preferences related to your IT Config Account.	For a full explanation of this preference please refer to the InfoTrac Config Users Guide located on the <a href="http://support.gale.com">http://support.gale.com</a> webpage.
Search preference description	No need to change the information in the General Options Section.	For a full explanation of this preference please refer to the InfoTrac Config Users Guide located on the <a href="http://support.gale.com">http://support.gale.com</a> webpage.
Do you want to make this the default preference for all locations?	No need to change the information in the General Options Section.	For a full explanation of this preference please refer to the InfoTrac Config Users Guide located on the <a href="http://support.gale.com">http://support.gale.com</a> webpage.
<b>Welcome Page Options</b>		
Do you want to display a welcome page?		Not applicable to the PowerSearch platform - Customers cannot customize this preference.
<b>Databases Page Options</b>		
Do you want to display your database images?	Currently, there are no database images available for the PowerSearch common menu. We are looking to bring the database images back with our next release of the PowerSearch Platform. We are currently working on a solution that will allow you to either disable these new icons or configure unique icons for custom databases through ITconfig.	This preference will be configurable soon.
Bypass the database menu if there's only one database?	If a customer only subscribes to one Gale database they are taken directly to that database's user interface after authentication.	Not applicable to the PowerSearch platform - Customers cannot customize this preference.
Text Message for the Database Page:	Default language is currently "Select the databases you wish to search".	Not applicable to the PowerSearch platform - Customers cannot customize this preference.
<b>Home Page Options</b>		
Select the Topic Picklist to display: (Configurable for <i>Opposing Viewpoints Resource Center</i> only)	Allows you to customize the Popular Topics List in the Opposing Viewpoints Resource Center database by curtailing sensitive issues.	Select List A, B, or C. List A includes ALL topics. List B excludes topics related to sexual behavior and orientation. List C excludes topics related to sexual behavior and orientation and alcohol and drug abuse.
<b>Search Page Options</b>		
Clear Search Button	Does not apply to databases operating on the PowerSearch Platform. In legacy products (such as General Business File) this option adds a "Clear" button to the various search modes so that your users do not have to manually delete their query from the search mode boxes to execute a different search.	This preference is only configurable for legacy products operating on the classic InfoTrac platform, such as General Business File.
<b>Keyword Search</b>		
Allow Searching by keywords?		Not applicable to the PowerSearch platform - Customers cannot customize this preference.
Text Message for the search prompt:		Not applicable to the PowerSearch platform - Customers cannot customize this preference.
Search hint: (maximum 280 characters)		Not applicable to the PowerSearch platform - Customers cannot customize this preference.
Search for words in		Not applicable to the PowerSearch platform - Customers cannot customize this preference.
Show Keyword Search History		Not applicable to the PowerSearch platform - Customers cannot customize this preference.
Keyword Search History format		Not applicable to the PowerSearch platform - Customers cannot customize this preference.
Go directly to the citation list after a Keyword search?		Not applicable to the PowerSearch platform - Customers cannot customize this preference.
<b>Relevance Search</b>		
Allow relevance searching?		Not applicable to the PowerSearch platform - Customers cannot customize this preference.
Text Message for the search prompt:		Not applicable to the PowerSearch platform - Customers cannot customize this preference.
Search hint: (maximum 280 characters)		Not applicable to the PowerSearch platform - Customers cannot customize this preference.

## InfoTrac Configuration - Preferences

 = Configurable Option for PowerSearch Databases


Preference	Description	Customization
Search for words in		Not applicable to the PowerSearch platform - Customers cannot customize this preference.
Show Relevance Search History		Not applicable to the PowerSearch platform - Customers cannot customize this preference.
Relevance Search History format		Not applicable to the PowerSearch platform - Customers cannot customize this preference.
Go directly to the citation list after a Relevance search?		Not applicable to the PowerSearch platform - Customers cannot customize this preference.
<b>Subject Guide Search</b>		
Allow Subject Guide searching?		Not applicable to the PowerSearch platform - Customers cannot customize this preference.
Text Message for the search prompt:		Not applicable to the PowerSearch platform - Customers cannot customize this preference.
Search hint: (maximum 280 characters)		Not applicable to the PowerSearch platform - Customers cannot customize this preference.
Show Subject Guide Search History		Not applicable to the PowerSearch platform - Customers cannot customize this preference.
Subject Guide Search History format		Not applicable to the PowerSearch platform - Customers cannot customize this preference.
go directly to the citation list after a Subject Guide Search?		Not applicable to the PowerSearch platform - Customers cannot customize this preference.
<b>Advanced Search</b>		
Allow Advanced Search?		Not applicable to the PowerSearch platform - Customers cannot customize this preference.
Input style to use:		Not applicable to the PowerSearch platform - Customers cannot customize this preference.
Text message for the search prompt:		Not applicable to the PowerSearch platform - Customers cannot customize this preference.
Search hint: (maximum 280 characters)		Not applicable to the PowerSearch platform - Customers cannot customize this preference.
Display the Advanced Search History:		Not applicable to the PowerSearch platform - Customers cannot customize this preference.
Advanced Search History format		Not applicable to the PowerSearch platform - Customers cannot customize this preference.
Go directly to the citation list after an Advanced Search?		Not applicable to the PowerSearch platform - Customers cannot customize this preference.
<b>Select the indexes you wish to allow for Advanced Search:</b>		
Keyword (KE)		Not applicable to the PowerSearch platform - Customers cannot customize this preference.
Publication Date (DA)		Not applicable to the PowerSearch platform - Customers cannot customize this preference.
Journal Name (JN)		Not applicable to the PowerSearch platform - Customers cannot customize this preference.
Words in Text (TX)		Not applicable to the PowerSearch platform - Customers cannot customize this preference.
Subject (SU)		Not applicable to the PowerSearch platform - Customers cannot customize this preference.
Record Number (RN)		Not applicable to the PowerSearch platform - Customers cannot customize this preference.
Article Content (AC)		Not applicable to the PowerSearch platform - Customers cannot customize this preference.

## InfoTrac Configuration - Preferences

 = Configurable Option for PowerSearch Databases

Preference	Description	Customization
Words in Titles (TI)		Not applicable to the PowerSearch platform - Customers cannot customize this preference.
Author (AU)		Not applicable to the PowerSearch platform - Customers cannot customize this preference.
Refereed (RE)		Not applicable to the PowerSearch platform - Customers cannot customize this preference.
<b>Preferred Search</b>		
Preferred search method	Allows customers to select their preferred default search method for PowerSearch platform databases.	Configurable option for PowerSearch platform databases. Keyword maps to Basic Search, Subject maps to Subject Guide Search, Relevance maps to Basic Search, and Advanced maps to Advanced Search. The selected search will be the default search for all PowerSearch platform databases in your library's collection.
<b>Limiting Options</b>		
Text message for limiting:		Not applicable to the PowerSearch platform - Customers cannot customize this preference.
Allow limiting to full text articles?		Not applicable to the PowerSearch platform - Customers cannot customize this preference.
Text message:		Not applicable to the PowerSearch platform - Customers cannot customize this preference.
By default, full-text limiting is...	Allows customers to have the "limit results to full text documents" limiter selected by default.	Configurable option for PowerSearch platform databases. Choose "On" or "Off" based on your library's preference.
Allow limiting to refereed publications?		Not applicable to the PowerSearch platform - Customers cannot customize this preference.
Text message:		Not applicable to the PowerSearch platform - Customers cannot customize this preference.
By default, refereed limiting is...	Allows customers to have the "limit results to peer-reviewed publications" limiter selected by default.	Configurable option for PowerSearch platform databases. Choose "On" or "Off" based on your library's preference.
Allow limiting by publication date?		Not applicable to the PowerSearch platform - Customers cannot customize this preference.
Text message:		Not applicable to the PowerSearch platform - Customers cannot customize this preference.
How do you want to enter dates?	Allows customers to choose how they prefer to have their patrons enter dates in the "limit results by date" field.	Configurable option for PowerSearch platform databases. Choose from "Text Box" or "Drop Down Menu". Text Box is a blank field in which dates can be entered in a number of different ways (i.e., 11/2/2001-11/30/2007). Drop Down Menu offers the user drop down choices in which they select the day, month and year and choose before, after, between or on a specific date or dates.
Allow limiting by journal?		Not applicable to the PowerSearch platform - Customers cannot customize this preference.
Text message:		Not applicable to the PowerSearch platform - Customers cannot customize this preference.
How do you want to input journal names?		Not applicable to the PowerSearch platform - Customers cannot customize this preference.
Allow limiting by words in text?		Not applicable to the PowerSearch platform - Customers cannot customize this preference.
Text message:		Not applicable to the PowerSearch platform - Customers cannot customize this preference.
Allow limiting by section?		Not applicable to the PowerSearch platform - Customers cannot customize this preference.
Text message:		Not applicable to the PowerSearch platform - Customers cannot customize this preference.

## InfoTrac Configuration - Preferences

 = Configurable Option for PowerSearch Databases

Preference	Description	Customization
Display SFX link when full-text is available?	Allows users to see the SFX link only when the full text is not available from within Gale databases. To only see the link when the full-text is not available from the databases choose "Off".	Configurable option for PowerSearch platform databases. Choose "On" or "Off" based on your library's preference.
Display holdings link when full-text is available?	Allows users to see the Library Holdings link only when the full text is not available from within Gale databases. To only see the link when the full-text is not available from the databases choose "Off".	Configurable option for PowerSearch platform databases. Choose "On" or "Off" based on your library's preference.
Display Interlibrary Loan link when full-text is available?	Allows users to see the Interlibrary Loan link only when the full text is not available from within Gale databases. To only see the link when the full-text is not available from the databases choose "Off".	Configurable option for PowerSearch platform databases. Choose "On" or "Off" based on your library's preference.
Display content levels in <i>Opposing Viewpoints Resource Center</i> ?	Allows customers to choose whether or not the Basic, Intermediate, and Advanced content levels appear in the Opposing Viewpoints Resource Center database when results are yielded.	Configurable option. Only applicable to the Opposing Viewpoints Resource Center database. Choose "Yes" or "No" depending on your library's preference.
Display content levels in <i>Student Resource Center</i> ?	Allows customers to choose whether or not the Basic, Intermediate, and Advanced content levels appear in the Student Resource Center family of databases when results are yielded.	Configurable option. Only applicable to the Student Resource Center family of databases. Choose "Yes" or "No" depending on your library's preference.
Display Lexile reading levels in <i>Opposing Viewpoints Resource Center</i> ?	Allows customers to choose whether or not Lexile reading levels for articles appearing in the Opposing Viewpoints Resource Center database. Lexile scores indicate reading level difficulty. Currently Lexile scores will only show up for the periodical content in the database.	Configurable option. Only applicable to the Opposing Viewpoints Resource Center database. Choose "Yes" or "No" depending on your library's preference.
Display Lexile reading levels in <i>Student Resource Center</i> ?	Allows customers to choose whether or not Lexile reading levels for articles appearing in the Student Resource Center family of databases. Lexile scores indicate reading level difficulty. Currently Lexile scores will only show up for the periodical content in the database.	Configurable option. Only applicable to the Student Resource Center family of databases. Choose "Yes" or "No" depending on your library's preference.
Display Lexile reading levels in <i>Power Search including InfoTrac</i> ?	Allows customers to choose whether or not Lexile reading levels for articles appearing in any of the primarily periodical (InfoTrac) databases. Lexile scores indicate reading level difficulty. Currently Lexile scores will only show up for the periodical content in the database.	Configurable option. Only applicable to the periodical (InfoTrac) family of databases. Choose "Yes" or "No" depending on your library's preference.
<b>Citation Page Options</b>		
Default Active Tab	Allows customers to choose which content tab they would like to see first when viewing results in PowerSearch platform databases.	Configurable option, choose the type of content you would like to see first by default for your PowerSearch platform databases. Note: Academic databases such as Academic OneFile or Expanded Academic by default have the Academic Journals content display first. General Interest databases such as General OneFile or General Reference Center will display the Magazine content first by default.
Citation Style	Allows customers to choose whether they want to view their citations as text or icons on the results pages.	Configurable option, choose text for a "How to Cite" hyperlink or icon for an icon to click on to view the citation.
Citation format		Not applicable to the PowerSearch platform - Customers cannot customize this preference. The citation in the PowerSearch platform databases will always be a full citation.
Allow display of Full Page (PDF) from citation page?		Not applicable to the PowerSearch platform - Customers cannot customize this preference. If the PDF is available it will always display the link.
Display holdings on citation page?		Not applicable to the PowerSearch platform - Customers cannot customize this preference. However, if a customer has keyed in a URL then they get holdings links displaying on the Results, Document, and Marklist pages.
Display SFX button on citation page?		Not applicable to the PowerSearch platform - Customers cannot customize this preference. However, if a customer has keyed in a URL then they get holdings links displaying on the Results, Document, and Marklist pages.
Display Gale Group Magazine Collection numbers?		Not applicable to the PowerSearch platform - Customers cannot customize this preference.
Display Gale Group Business Collection numbers?		Not applicable to the PowerSearch platform - Customers cannot customize this preference.

InfoTrac Configuration - Preferences

= Configurable Option for PowerSearch Databases

Preference	Description	Customization
Display reformat for print button on citation page? ( <i>Science Resource Center only</i> )	Allows customers to choose whether or not a reformat for print icon appears on the citation page of the Science Resource Center database.	Configurable option. Only applicable to the <i>Science Resource Center</i> database. Choose "Yes" or "No".
Display content level icons on citation page? ( <i>Science Resource Center only</i> )	Allows customers to choose whether or not the Basic, Intermediate, and Advanced content levels appear in the Science Resource Center database when results are yielded.	Configurable option. Only applicable to the <i>Science Resource Center</i> database. Choose "Yes" or "No".
<b>Article Page Options</b>		
Display Gale Group article record numbers?		Not applicable to the PowerSearch platform - Customers cannot customize this preference. Document numbers will always display with articles.
Display full images with articles?		Not applicable to the PowerSearch platform - Customers cannot customize this preference. If images are available we always show them.
Display subject headings with articles?		Not applicable to the PowerSearch platform - Customers cannot customize this preference. Subject headings will always display in the left hand sidebar where they are all hot links to all articles indexed with that subject.
Display subject headings as hotlinks?		Not applicable to the PowerSearch platform - Customers cannot customize this preference. Subject headings will always display in the left hand sidebar where they are all hot links to all articles indexed with that subject.
Display abstracts with articles?		Not applicable to the PowerSearch platform - Customers cannot customize this preference. Full text of articles will always display when available, and when only the abstract is available the abstract will always display.
Display holdings with article retrieval options?		Not applicable to the PowerSearch platform - Customers cannot customize this preference.
Display SFX button with article?		Not applicable to the PowerSearch platform - Customers cannot customize this preference. However, if a customer has keyed in a URL then they get holdings links displaying on the Results, Document, and Marklist pages.
<b>Mark List Options</b>		
Display holdings with the Mark List?		Not applicable to the PowerSearch platform - Customers cannot customize this preference. However, if a customer has keyed in a URL then they get holdings links displaying on the Results, Document, and Marklist pages.
Display SFX button with Mark List?		Not applicable to the PowerSearch platform - Customers cannot customize this preference. However, if a customer has keyed in a URL then they get holdings links displaying on the Results, Document, and Marklist pages.
<b>Browse by Date Page Options</b>		
Number of pages on browse list? ( <i>Times Digital Archive only</i> )	Only applicable to libraries who subscribe to the Times Digital Archive. Allows you to choose the number of newspaper pages to browse at a time.	Configurable option. Only applies to the Times Digital Archive database. Choose "1 page" or "4 pages" or "8 pages".

### InfoTrac Configuration - Location Details

 = Configurable Option for PowerSearch Databases

Location Details	Description	Customization
Enable Literature Resource Center 4.0	Allows customers to enable the new Literature Resource Center interface.	Configurable option, checked enables the new interface, unchecked the new interface is not enabled.
Enable Gale Virtual Reference Library 4.0	Allows customers to enable the new Gale Virtual Reference Library interface.	Configurable option, checked enables the new interface, unchecked the new interface is not enabled.
Default Powersearch product selection	Allows customers to choose which products are going to be selected by default on the PowerSearch Common Menu of databases.	Configurable option, checked databases enables the specified database to be cross searched by default via the Common Menu. Unchecked databases leaves the specified database out of the default selection of databases to be cross-searched via the Common Menu.
Default citation format for email delivery	Allows customers to choose which citation style (MLA or APA) is the default style for documents delivered to end users by email.	Configurable option, choose MLA or APA style as a default for email delivery of documents from the PowerSearch platform databases. Users will always have the option to choose MLA or APA from the Email Delivery page if they would like to use a format that is different from the default library setting.
Which Databases to assign to this location		If a library has custom databases this field will be unchecked. If a library has no custom databases their will be no value under this field.
Select the user interface profile (preference) to use for this location		No need to modify this preference.
Display document translation option	Allows customers to decide whether or not the Translation option appears in the Tools box.	Configurable option, turns "on" or "off" the ability for patrons to use the On Demand Translation tool.
Select the language to use for multi-language databases for this location	If you set this preference to anything other than English then all of the parts of the UI (common menu, search forms, etc.) change to that language. The only thing that does not change is the text of the help file, and the "content" – search result lists and articles.	Configurable option, choose a language choice from the list of languages.
Select the retrieval options for this location		Not applicable to the PowerSearch platform - Customers cannot customize this preference. Customers will always have the ability to reformat the article for printing, email the article, or view the PDF of the article (if available) in the Tools box.
Enter the URL you want to exit to	Type the web address (URL) that you would like patrons to be taken to when they exit from the databases. Typically customers will have their patrons exit out to the library's homepage.	Configurable option, customers can enter in any URL they desire. Maps to the Library Homepage hyperlink on the PowerSearch Common Menu.
Open URL (SFX)	Customers can provide a link to the Open URL server used by their library so that patrons may access Open URL resources directly from InfoTrac databases.	Configurable option, customers can enter in any URL they desire.
Library Holding	Customers can provide links to up to three of their online library catalogs so that patrons may dynamically search your holdings directly from InfoTrac databases.	Configurable option, customers can enter any URL they desire, create text for the link, and customize an icon image.
External Search Services (Google Image and United Streaming)	Allows customers to decide whether or not they want the Google Image icon and United Streaming icon to appear in the Multimedia content tab.	Configurable option, customers can disable Google and/or United Streaming by checking the designated field. United Streaming only applies to the Student Resource Center family of databases and Opposing Viewpoints Resource Center.
Interlibrary Loan	Allows customers to set up an Interlibrary Loan link.	Configurable option, customers can enter any address they desire, create text for the link and customize an icon image.
Customer Links	Allows customers to set up library links on the PowerSearch Common Menu. Many libraries will add links to regularly used services within the library.	Configurable option, customers can enter the text to appear with the Link and the Link URL. Links appear on the Common Menu in the top right corner under the Library Name.
Ingenta		Not applicable to the PowerSearch platform - Customers cannot customize this preference.
Combined Service Activation for Academic OneFile Customers Only: ISI/JSTOR Links	Allows customers to activate ISI Web of Science Links and/or ISI Journal Citation Links in Academic OneFile if the customer also subscribes to these databases.	Configurable option for Academic OneFile database only. Checked fields activate the links in the Academic OneFile database.
Service Activation for Academic OneFile, Modern Language Association, and Literature Resource Center Customers Only: Activate JSTOR Links	Allows customers to activate JSTOR links for Academic OneFile, Modern Language Association, and Literature Resource Center databases if the customer also has a subscription to JSTOR.	Configurable option for Academic OneFile, Modern Language Association, and Literature Resource Center databases.